

WEST VALLEY CITY, UTAH

RESOLUTION NO. 21-159

A RESOLUTION ACCEPTING AND APPROVING THE RESULTS OF THE MUNICIPAL PRIMARY ELECTION HELD AUGUST 10, 2021 AS SHOWN ON THE CANVASS REPORT.

WHEREAS, on August 10, 2021, the West Valley City Municipal Primary Election was held; and

WHEREAS, the Mayor and City Council are the Municipal Legislative Body for West Valley City and comprise the Board of Municipal Canvassers per Utah Code Annotated §20A-4-301(2)(a); and

WHEREAS, the Board of Municipal Canvassers shall meet to canvass the returns of the Municipal Primary Election at the usual place of meeting of the Municipal Legislative Body no sooner than seven days and no later than 14 days after the election per Utah Code Annotated §20A-4-301(2)(b)(ii); and

WHEREAS, on August 10, 2021, the Board of Municipal Canvassers canvassed the returns of the Municipal Primary Election; and

WHEREAS, during the canvass the Board of Municipal Canvassers inspected the ballot results by precinct; and

WHEREAS, the Board of Municipal Canvassers have determined that the election and voting were conducted in compliance with Utah State law

NOW, THEREFORE, BE IT RESOLVED by the West Valley City Board of Municipal Canvassers:

Section 1. The Mayor and City Council, as the official Board of Canvassers, hereby accepts and approves the Election Results for the 2021 West Valley City Municipal Primary Election held August 10, 2021.

Section 2. The following candidates are declared to have received the number of votes indicated:

Mayor (4-Year Term)

Steve Buhler	2,595
Arnold M Jones	591
Tom Huynh	2,397
Karen Lang	3,744

Councilmember District 2 (4-Year Term)

Philip Wayman	559
Chris Bell	834
Scott Harmon	1,396

Section 3. The following candidates having qualified by number of votes to be listed on the ballot for the Municipal General Election to be held November 2, 2021:

Mayor (4-Year Term)

Steve Buhler
Karen Lang

Councilmember District 2 (4-Year Term)

Chris Bell
Scott Harmon

Section 4. The Election Officer (City Recorder) shall furnish a certified copy of this Resolution and a certified copy of the Election Results Report to the Lieutenant Governor's Office.

Section 5. This Resolution shall take effect immediately.

PASSED AND APPROVED this 24th day of August, 2021.



WEST VALLEY CITY

Ron Biggs

MAYOR

ATTEST:

Michelle Connor

CITY RECORDER

**2021 West Valley City Municipal Primary Election
Certified Election Results**

Mayor (4-Year Term)

Candidate	Number of Votes Received	Percent of Total Vote
Steve Buhler	2,595	27.82%
Arnold M Jones	591	6.34%
Tom Huynh	2,397	25.70%
Karen Lang	3,744	40.14%

Councilmember District 2 (4-Year Term)

Candidate	Number of Votes Received	Percent of Total Vote
Philip Wayman	559	20.04%
Chris Bell	834	29.90%
Scott Harmon	1,396	50.05%

The West Valley City Board of Canvassers consisting of the following members accept the official results of the 2021 Municipal Primary Election held August 10, 2021:




Ron Bigelow



Don Christensen




Lars Nordfelt



Tom Huynh



Steve Buhler



Karen Lang




Jake Fitisemanu

CITY RECORDER'S CERTIFICATE

I, Nichole Camac, certify that I am the City Recorder of West Valley City, Utah, and that the information contained within this report entitled "2021 West Valley City Municipal Primary Election Certified Election Results" is true and accurate; and was approved by the West Valley City Council acting as the Board of Canvassers.

Dated this 24th day of August, 2021.





Nichole Camac, CMC
City Recorder

Election Summary Report

General Election

Salt Lake County

August 10, 2021

Summary for: West Valley City Mayor, West Valley City Council 2, All Districts, All
Tabulators, All Counting Groups

FINAL OFFICIAL ELECTION RESULTS

Precincts Reported: 228 of 228 (100.00%)

Registered Voters: 32,093 of 165,666 (19.37%)

Ballots Cast: 32,093

West Valley City Mayor (Vote for 1)

Precincts Reported: 74 of 74 (100.00%)

	Total	
Times Cast	9,343 / 49,980	18.69%

Candidate	Party	Total
KAREN LANG	NP	3,744
STEVE BUHLER	NP	2,595
TOM HUYNH	NP	2,397
ARNOLD M JONES	NP	591
Total Votes		9,327

	Total	
Unresolved Write-In	0	

West Valley City Council 2 (Vote for 1)

Precincts Reported: 20 of 20 (100.00%)

	Total	
Times Cast	2,883 / 13,064	22.07%

Candidate	Party	Total
SCOTT HARMON	NP	1,396
CHRIS BELL	NP	834
PHILIP WAYMAN	NP	559
Total Votes		2,789

	Total	
Unresolved Write-In	0	

Statement of Votes Cast

General Election

Salt Lake County

August 10, 2021

SOVC for: West Valley City Mayor, West Valley City Council 2, West Valley City, West Valley
City Council 2, All Counting Groups

FINAL OFFICIAL ELECTION RESULTS

Precinct	Registered Voters	Cards Cast	Voters Cast	% Turnout
County				
County				
WVC001	493	37	37	7.51%
WVC002	1,330	300	300	22.56%
WVC003	902	130	130	14.41%
WVC004	889	103	103	11.59%
WVC005	230	48	48	20.87%
WVC006	1,107	161	161	14.54%
WVC007	550	115	115	20.91%
WVC008	830	151	151	18.19%
WVC009	677	153	153	22.60%
WVC010	724	133	133	18.37%
WVC011	686	156	156	22.74%
WVC012	996	201	201	20.18%
WVC013	584	143	143	24.49%
WVC014	809	222	222	27.44%
WVC015	1,190	149	149	12.52%
WVC016	953	166	166	17.42%
WVC017	425	132	132	31.06%
WVC018	513	106	106	20.66%
WVC019	700	172	172	24.57%
WVC020	4	0	0	0.00%
WVC021	772	128	128	16.58%
WVC022	698	184	184	26.36%
WVC023	498	82	82	16.47%
WVC024	582	163	163	28.01%
WVC025	740	161	161	21.76%
WVC026	823	165	165	20.05%
WVC027	587	118	118	20.10%
WVC028	854	104	104	12.18%
WVC029	436	96	96	22.02%
WVC030	546	90	90	16.48%
WVC031	278	40	40	14.39%
WVC032	662	111	111	16.77%
WVC033	682	216	216	31.67%
WVC034	709	148	148	20.87%
WVC035	621	82	82	13.20%

Precinct	Registered Voters	Cards Cast	Voters Cast	% Turnout
WVC036	379	55	55	14.51%
WVC037	917	149	149	16.25%
WVC038	428	55	55	12.85%
WVC039	1,053	238	238	22.60%
WVC040	197	38	38	19.29%
WVC041	302	45	45	14.90%
WVC042	786	97	97	12.34%
WVC043	297	40	40	13.47%
WVC044	726	107	107	14.74%
WVC045	974	158	158	16.22%
WVC046	1,140	164	164	14.39%
WVC047	489	72	72	14.72%
WVC049	756	108	108	14.29%
WVC051	979	126	126	12.87%
WVC052	884	139	139	15.72%
WVC053	698	95	95	13.61%
WVC054	1,231	160	160	13.00%
WVC055	941	99	99	10.52%
WVC056	329	45	45	13.68%
WVC057	796	168	168	21.11%
WVC058	760	171	171	22.50%
WVC059	833	162	162	19.45%
WVC060	765	142	142	18.56%
WVC061	722	204	204	28.25%
WVC062	651	155	155	23.81%
WVC063	906	247	247	27.26%
WVC065	510	109	109	21.37%
WVC066	586	105	105	17.92%
WVC067	593	116	116	19.56%
WVC068	577	137	137	23.74%
WVC070	624	153	153	24.52%
WVC071	954	214	214	22.43%
WVC072	1,145	206	206	17.99%
WVC073	46	2	2	4.35%
WVC074	338	66	66	19.53%
WVC076	151	36	36	23.84%
WVC077	528	98	98	18.56%
WVC078	396	101	101	25.51%
WVC079	513	95	95	18.52%
County - Total	49,980	9,343	9,343	18.69%
County - Total	49,980	9,343	9,343	18.69%

West Valley City Mayor (Vote for 1)

Precinct	Times Cast	Registered Voters
County		
County		
WVC001	37	493
WVC002	300	1,330
WVC003	130	902
WVC004	103	889
WVC005	48	230
WVC006	161	1,107
WVC007	115	550
WVC008	151	830
WVC009	153	677
WVC010	133	724
WVC011	156	686
WVC012	201	996
WVC013	143	584
WVC014	222	809
WVC015	149	1,190
WVC016	166	953
WVC017	132	425
WVC018	106	513
WVC019	172	700
WVC020	0	4
WVC021	128	772
WVC022	184	698
WVC023	82	498
WVC024	163	582
WVC025	161	740
WVC026	165	823
WVC027	118	587
WVC028	104	854
WVC029	96	436
WVC030	90	546
WVC031	40	278
WVC032	111	662
WVC033	216	682
WVC034	148	709
WVC035	82	621
WVC036	55	379
WVC037	149	917
WVC038	55	428
WVC039	238	1,053
WVC040	38	197
WVC041	45	302

Precinct	STEVE BUHLER (NP)	ARNOLD M JONES (NP)	TOM HUYNH (NP)	KAREN LANG (NP)	Total Votes	Unresolved Write-In
County						
County						
WVC001	10	6	3	18	37	0
WVC002	64	19	67	149	299	0
WVC003	26	12	33	58	129	0
WVC004	22	11	23	47	103	0
WVC005	24	2	8	14	48	0
WVC006	28	13	29	91	161	0
WVC007	20	10	27	57	114	0
WVC008	29	12	33	77	151	0
WVC009	36	10	30	76	152	0
WVC010	27	17	27	62	133	0
WVC011	35	13	31	77	156	0
WVC012	51	12	55	83	201	0
WVC013	45	8	36	54	143	0
WVC014	85	4	49	84	222	0
WVC015	30	7	35	77	149	0
WVC016	35	9	51	70	165	0
WVC017	37	6	20	69	132	0
WVC018	13	1	39	53	106	0
WVC019	25	9	46	92	172	0
WVC020	0	0	0	0	0	0
WVC021	30	10	31	57	128	0
WVC022	28	9	18	129	184	0
WVC023	13	4	23	42	82	0
WVC024	46	5	31	81	163	0
WVC025	44	4	43	70	161	0
WVC026	61	5	44	54	164	0
WVC027	55	9	23	31	118	0
WVC028	24	12	41	27	104	0
WVC029	25	6	17	48	96	0
WVC030	18	5	30	37	90	0
WVC031	7	1	20	12	40	0
WVC032	38	6	27	40	111	0
WVC033	154	6	31	25	216	0
WVC034	48	16	44	40	148	0
WVC035	12	5	37	27	81	0
WVC036	6	1	12	35	54	0
WVC037	19	10	73	47	149	0
WVC038	14	3	15	23	55	0
WVC039	67	26	75	70	238	0
WVC040	7	2	24	5	38	0
WVC041	9	7	12	17	45	0

Precinct	Times Cast	Registered Voters
WVC042	97	786
WVC043	40	297
WVC044	107	726
WVC045	158	974
WVC046	164	1,140
WVC047	72	489
WVC049	108	756
WVC051	126	979
WVC052	139	884
WVC053	95	698
WVC054	160	1,231
WVC055	99	941
WVC056	45	329
WVC057	168	796
WVC058	171	760
WVC059	162	833
WVC060	142	765
WVC061	204	722
WVC062	155	651
WVC063	247	906
WVC065	109	510
WVC066	105	586
WVC067	116	593
WVC068	137	577
WVC070	153	624
WVC071	214	954
WVC072	206	1,145
WVC073	2	46
WVC074	66	338
WVC076	36	151
WVC077	98	528
WVC078	101	396
WVC079	95	513
County - Total	9,343	49,980
County - Total	9,343	49,980

Precinct	STEVE BUHLER (NP)	ARNOLD M JONES (NP)	TOM HUYNH (NP)	KAREN LANG (NP)	Total Votes	Unresolved Write-In
WVC042	20	9	39	29	97	0
WVC043	8	1	16	15	40	0
WVC044	18	12	45	32	107	0
WVC045	21	18	79	40	158	0
WVC046	26	9	82	47	164	0
WVC047	16	6	23	27	72	0
WVC049	16	13	37	42	108	0
WVC051	30	14	22	60	126	0
WVC052	52	5	27	55	139	0
WVC053	14	5	14	62	95	0
WVC054	53	12	52	43	160	0
WVC055	29	9	25	36	99	0
WVC056	17	5	8	15	45	0
WVC057	44	13	35	75	167	0
WVC058	39	14	46	71	170	0
WVC059	62	11	32	56	161	0
WVC060	43	8	41	50	142	0
WVC061	81	3	50	69	203	0
WVC062	54	10	31	60	155	0
WVC063	100	8	48	90	246	0
WVC065	38	4	17	50	109	0
WVC066	29	9	22	45	105	0
WVC067	43	3	35	35	116	0
WVC068	61	5	29	42	137	0
WVC070	64	4	40	45	153	0
WVC071	71	16	50	76	213	0
WVC072	77	9	40	80	206	0
WVC073	0	0	2	0	2	0
WVC074	13	5	17	30	65	0
WVC076	5	3	10	18	36	0
WVC077	33	6	20	38	97	0
WVC078	28	1	21	51	101	0
WVC079	23	8	29	35	95	0
County - Total	2,595	591	2,397	3,744	9,327	0
County - Total	2,595	591	2,397	3,744	9,327	0

West Valley City Council 2 (Vote for 1)

Precinct	Times Cast	Registered Voters
County		
County		
WVC005	48	230
WVC026	165	823
WVC027	118	587
WVC032	111	662
WVC033	216	682
WVC034	148	709
WVC038	0	9
WVC039	238	1,053
WVC061	204	722
WVC062	155	651
WVC063	247	906
WVC065	109	510
WVC066	105	586
WVC067	116	593
WVC068	137	577
WVC070	153	624
WVC071	214	954
WVC072	206	1,145
WVC077	98	528
WVC079	95	513
County - Total	2,883	13,064
County - Total	2,883	13,064

Precinct	PHILIP WAYMAN (NP)	CHRIS BELL (NP)	SCOTT HARMON (NP)	Total Votes	Unresolved Write-In
County					
County					
WVC005	5	10	33	48	0
WVC026	22	51	88	161	0
WVC027	23	37	56	116	0
WVC032	28	34	48	110	0
WVC033	26	38	147	211	0
WVC034	67	35	38	140	0
WVC038	0	0	0	0	0
WVC039	81	81	73	235	0
WVC061	29	41	120	190	0
WVC062	33	35	83	151	0
WVC063	17	50	175	242	0
WVC065	15	28	64	107	0
WVC066	17	44	44	105	0
WVC067	28	31	53	112	0
WVC068	23	32	75	130	0
WVC070	29	41	76	146	0
WVC071	35	73	95	203	0
WVC072	36	86	75	197	0
WVC077	22	39	35	96	0
WVC079	23	48	18	89	0
County - Total	559	834	1,396	2,789	0
County - Total	559	834	1,396	2,789	0